






HINCKLEY NATIONAL RAIL FREIGHT INTERCHANGE

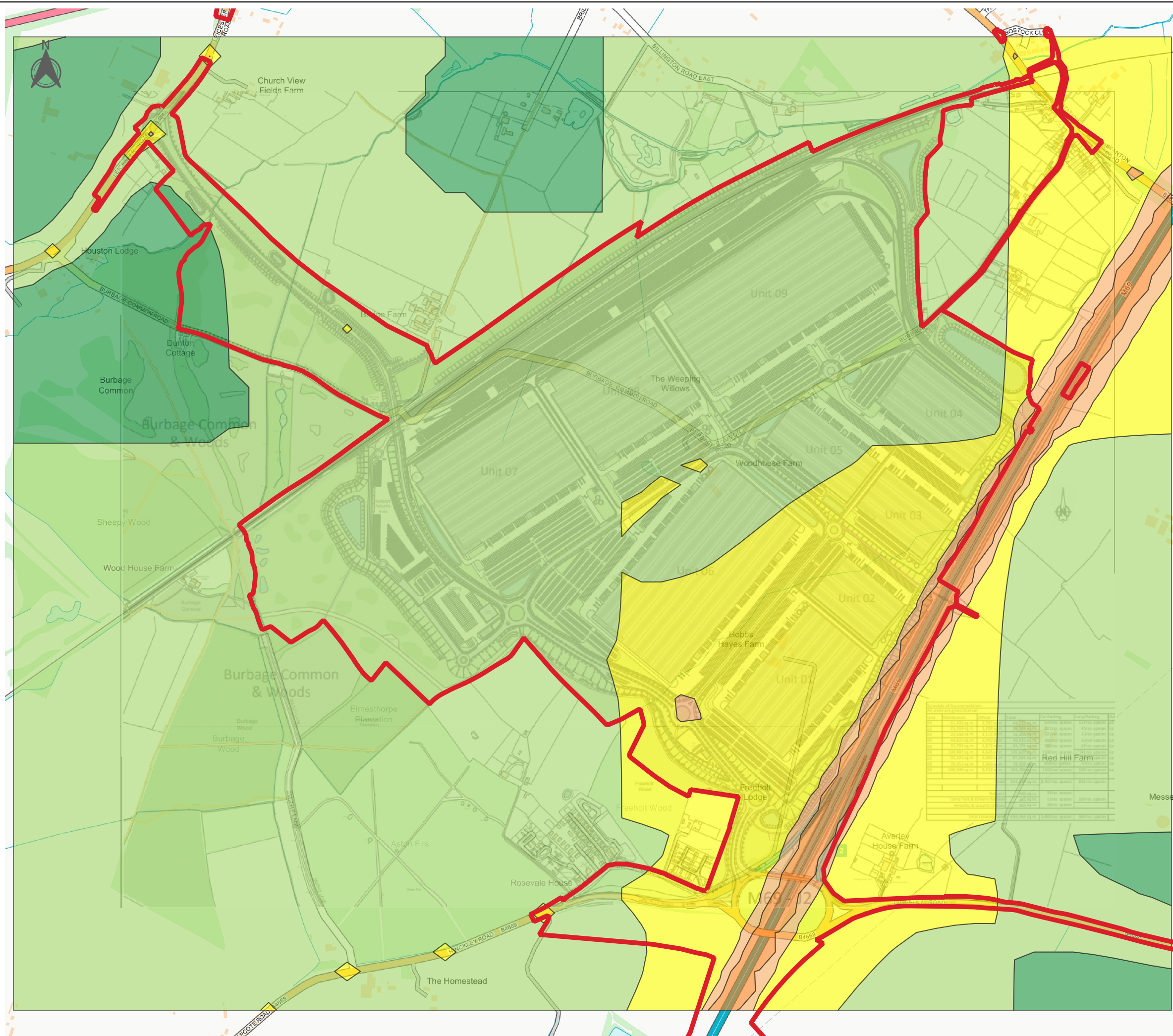
Date: 29-09-2022
 Paper size: A3
 Scale: 1:9,370
 0 0.3 0.6 km

Key:

 Order Limits

Annual Mean NO₂ Concentrations (µg.m⁻³)

-  7.0 - 9.0
-  9.0 - 11.0
-  11.0 - 13.0
-  13.0 - 15.0
-  15.0 - 27.0



TRITAX SYMMETRY
 A TRITAX BIG BOX COMPANY

ES Figure 9.25. Operational Phase Road Traffic Emissions - Main HNRFI Site Annual Mean NO₂ Concentrations - Opening Year

APFP Regulation:	5(2)(a)
Document Ref:	6.3.9.25
Drawing Number:	Figure 9.25
Drawing Status:	Final
Revision:	V1
Drawn by:	BB
Approved by:	CM and FH

© Crown copyright. Public sector information licensed under Open Government Licence v3.0. © Crown copyright and database right 2022. © OpenStreetMap contributors 2022. Maps Data: Google, @ 2022.